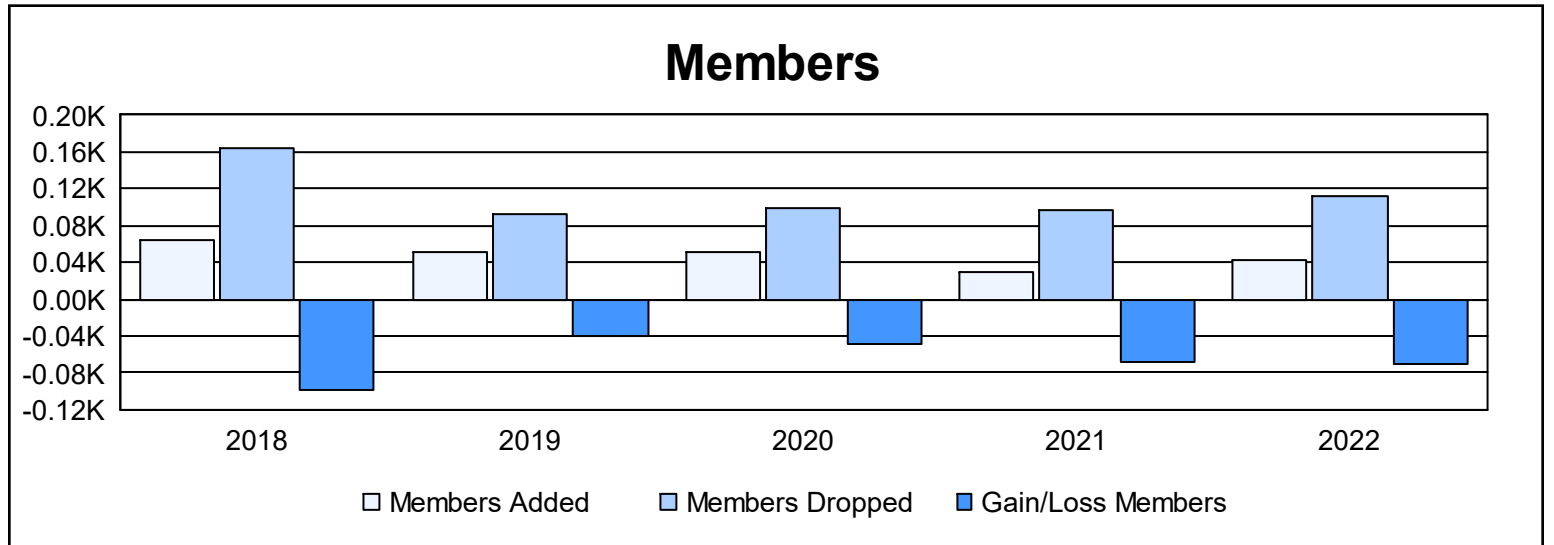
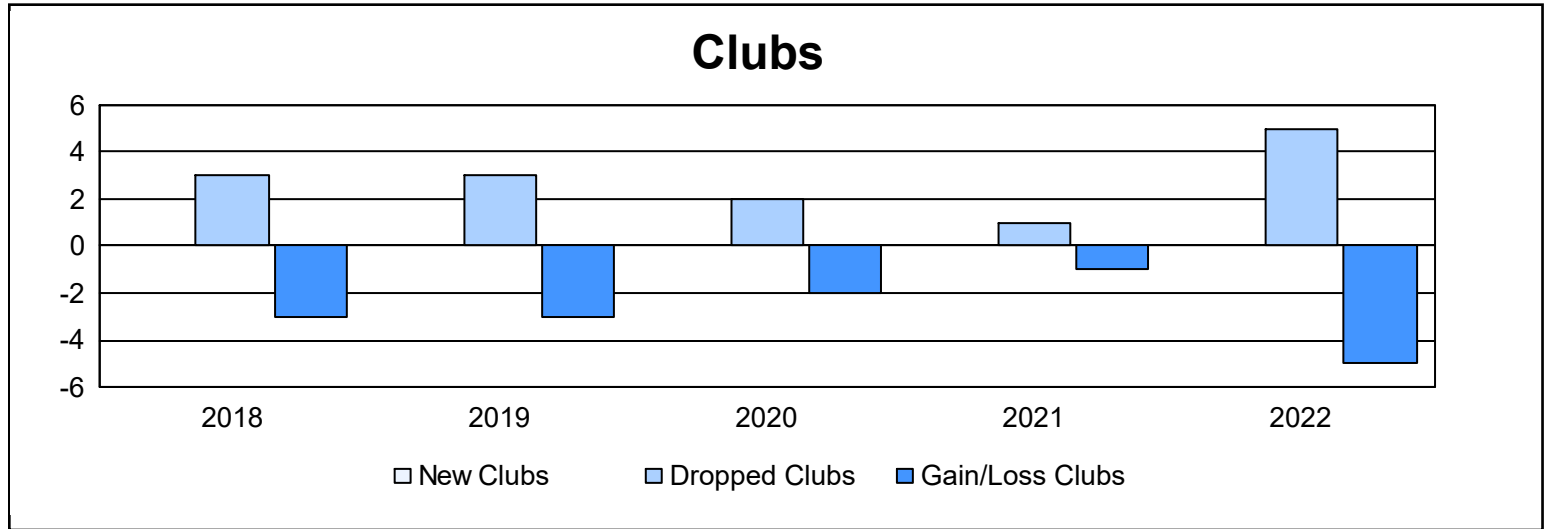
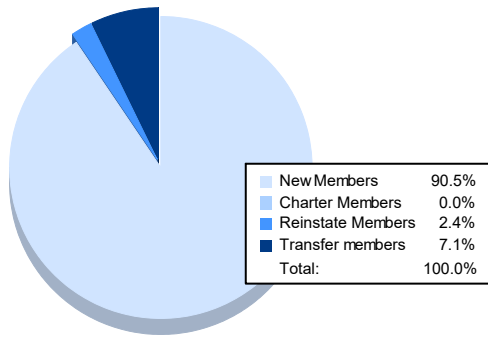


Year	New Clubs	Dropped Clubs	Gain/ Loss Clubs	New Members	Charter Members	Reinstate Members	Transfer Members	Total Member Added	Total Members Dropped	Gain/ Loss Members
2017-2018	0	3	-3	33	3	26	3	65	164	-99
2018-2019	0	3	-3	37	2	11	2	52	93	-41
2019-2020	0	2	-2	49	0	1	2	52	100	-48
2020-2021	0	1	-1	25	0	2	2	29	97	-68
2021-2022	0	5	-5	38	0	1	3	42	113	-71
<b>Average</b>	<b>0</b>	<b>3</b>	<b>-3</b>	<b>36</b>	<b>1</b>	<b>8</b>	<b>2</b>	<b>48</b>	<b>113</b>	<b>-65</b>



### Membership Composition June 2022 Cumulative



### Gender Composition June 2022 Cumulative

